
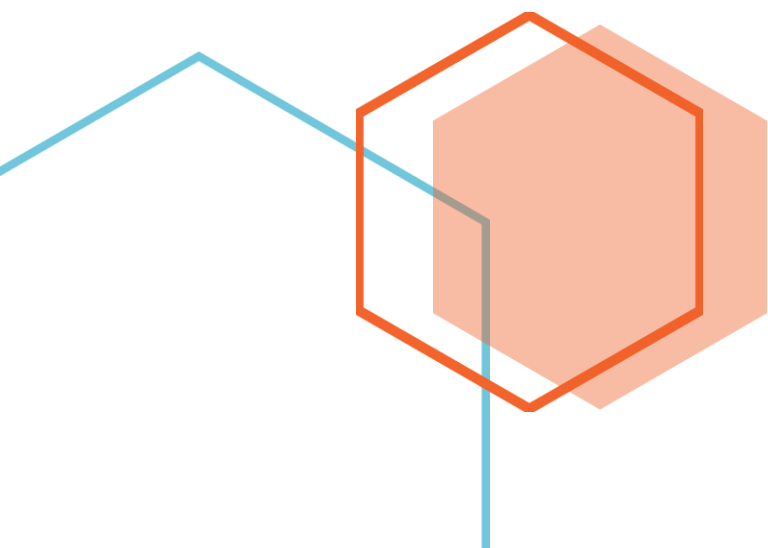





Primary Post-Graduation Activity Report Graduate Students Class of 2019-2020

University of Sioux Falls
Thomas Kilian Academic Success Center



Primary Post-Graduation Activity Report Graduate Students

Class of 2019-2020

Introduction

The University of Sioux Falls First Destination Report reflects students' outcomes for all graduate students and their first destination once they completed their program of study at USF. Throughout the data collection cycle, the Thomas Kilian Academic Success Center (ASC) surveys each new graduation class to assess their primary post-graduation activities. The survey is routinely conducted over a 6-month period following graduation consistent with the National Association of Colleges and Employers (NACE) First Destination Survey Standards and Protocols. The data within this report was collected primarily through emailed online surveys, telephone calls, text messages, social media, and communication with university staff and faculty.

The following report provides information for both the post-graduation activities for the 2019-2020 academic year and the past five academic years. It highlights the vocational and educational destinations of the 164 master's degree recipients for the MBA, M.Ed., and Ed.S.

Methodology

An online survey was routinely conducted over a 6 month period and was the primary means for collecting information from graduates during the academic year. ASC staff invited graduates by email to take the survey following graduation and continued to remind members of class about the online survey until it closed six months later.

To increase the survey response rate, ASC staff made additional efforts to learn about the post-graduation plans of graduates. Staff connected with graduates via email, text, phone calls social and professional websites, and academic departments to reach members of the class who had either not responded to the survey or stated that they were still seeking employment or seeking acceptance to graduate school at the time of graduation. If staff members reached these students, they conducted an abbreviated version of the questionnaire.

The purpose of the survey was to collect employment, continuing education, military service, volunteer or other activities for each graduate. The survey consisted of approximately 25 questions, and pending the response by each respondent, took between 5-10 minutes to complete. Students were not required to respond to all questions within the survey, and therefore, responses vary for each question.

The target population making up the Class of 2020 consists of students who earned a master's degree summer 2019, fall 2019, interim 2020, and spring 2020. The graduate list for summer, fall, and spring semesters were obtained from the Registrar's Office, which tracks students' academic status and application for graduation.

Knowledge Rate

The term knowledge rate (also referred to as response rate) is defined as the percent of graduates for which the institution has reasonable and verifiable information concerning the graduate's post-graduation career activities according to the National Association of Colleges and Employers (NACE) first Destination Standards and Protocols.

Of the 164 degree recipients, a 95% knowledge rate was obtained for the Class of 2020. The target goal outlined by NACE is a 65% knowledge rate.¹ USF's knowledge rate exceeds NACE's target goal by 30%.

Career Outcomes

Career Outcomes (also referred to as response rate) as defined by NACE is the ratio of respondents who reported they found employment (full-time or part-time), voluntary service, serving in the U.S. Armed Forces, or continued their education. Of the respondents, USF's graduates reported their principle activity was to secure employment. Excluding the non-seeking respondents and the individuals who provided no information, 99% (153/154) secured a position or continued their education within six months of graduation.

Where USF Graduates Work

Of the respondents reporting employment for the class of 2020, 147 identified the location of their employer. The percent of employment does exclude respondents who reported attending graduate school, interning, volunteering or enlisting in the military. Of the individuals who remained in South Dakota, all specified their city where they resided. Eighty-six percent of these respondents reported that they lived in Sioux Falls or within 30 miles of Sioux Falls. In addition, of the 2019-2020 respondents that identified the location of their employer, 78% of these graduates remained in South Dakota.

Department Specific Statistics

The table below reports the average outcome and response rate for each of the graduate programs at USF. Six-year averages are also included to provide a historical context for each program.

Table A: Average Survey Results by Academic Program

Graduate Program	2019-2020 % Employed	2019-2020 Response Rate	6 Year % Employed	6 Year Response Rate
MBA	99%	95%	99%	95%
M.Ed.	100%	95%	99%	98%
Ed.S	100%	100%	100%	97%

Median Salary

When asked about their salary, 57 of the 145 (39%) 2019-2020 graduates employed full-time responded. Salary ranges and medians are provided below. The response rate is not high enough to determine clear earning trends for graduates.

Area	Median	Min	Max	# of Response
Business	\$60,000	\$20,000	\$144,000	34/79 (43%)
Education	\$45,650	\$30,000	\$90,000	23/66 (35%)

Hiring Organizations & Job Titles

The following are a sampling of the positions that graduates reported when they responded to the 2019-2020 survey.

Table C: Employers of USF Graduates

MBA Employers	Job Title
Amazon	Project Manager
A&B Business Solutions	Technology Sales Consultant
Activision	QA Functional Tester I
Advanced Asset Alliance, LLC	Client Service Representative
ALDI Inc.	District Manager
Avera	Clinic Site Supervisor - Integrative Medicine
Avera McKennan Hospital & University Health Center	Senior VPMA & CMO
Avera McKennan Physical Therapy	Medical Scheduler
Bedford Industries	Assistant Manager of Accounting
Bethany Lutheran Home for the Aged, Inc.	Administrator
Blue Cross Blue Shield of MN	Clinical Payment Integrity Principal
Cathedral of Saint Joseph	Finance & Operations Manager
Cave Gamer	Accountant
Cintas Corporation	Service Sales Representative
Citibank	Assistant Vice President-Senior Analyst
Citibank	Financial Accounting Analyst
Dakotah Bank	Customer Service Representative Lead
DaVita Inc.	Auditor, Assurance
Edward Jones	Financial Advisor
First National Bank	Trust Officer
First National Bank	Personal Banker
First Premier Bank	Finance Analyst
Furniture Mart USA	Associate Manager of Facilities and Capital
Good Samaritan Society	Regional Vice President
Grand Prairie Foods	Director of Business Development
Hahn Financial Group, Inc.	Health Division Manager
Harvard Integrations	Mechanical Engineer
HD Fiber	Crew Lead/Directional Bore Operator
HDR	Automation Engineer
Interstate Office Products	Business Development Specialist
Israel Pro	Coordinator at Young Judaea Israel
Jamestown Distributors LLC	Warehouse Associate
KBR, Inc.	Project Controller, Financial Analyst
MedSpeed	General Manager
Medvantx	Staff Pharmacist
Microsoft	Communications Manager
Midco	Senior Supply Chain Manager
Midco	IT Project Manager
Midco	Enterprise Account Executive

Moody County EMS	Ambulance Director
New York Life	Vice President of Sourcing
Nobles County Community Services Public Health	Community Health Services Administrator
Ophthalmology Ltd.	Clinical Nurse Manager
Orthopedic Institute	Director of Operations
Paramedics Plus	Field Training Officer
Presenter Media	Director of Communications
Raven Industries	R&D Product Development Manager
Sanford	Athletic Trainer
Sanford	Project Management Associate

M.Ed./Ed.S. Employers	Job Title
Alcester-Hudson School District	Junior High/High School Principal
Baltic School District	Elementary School Teacher
Belle Fourche School District	Teacher
Brandon School District	High School Teacher
Career & Technical Education Academy	Teacher
Castlewood School District	Superintendent
Colman Egan School District	PK-12 Principal
Dell Rapids School District	Middle School Teacher
Duke University	Program Coordinator
George-Little Rock Middle School	6-7th Grade ELA Teacher
Harrisburg High School	ELA Teacher/Debate Coach
Harrisburg School District	Teacher
Huron School District	High School Principal
Kennedy Elementary School	Learning Facilitator
Lake Benton School District	Elementary School Teacher
Lifescape	Special Education Teacher
Milbank School District	Middle School Principal/Special Services Director
Netherlands Reformed Christian School	Teacher
Northern State University	Assistant Director of Housing
Oak Point School	Elementary School Teacher
Rock Valley Community School District	Teacher
Sanford Power	Certified Strength and Conditioning Specialist
Sioux Falls School District	Dean of Students
Sioux Falls School District	Instructional Coach - MS Math
Sioux Falls School District	Administration Intern
Sioux Falls School District	School Counselor
Sioux Falls School District	Special Education Resource Instructor
Sioux Falls School District	Principal

References

1National Association of Colleges and Employers. (2021, February 5). Standards and protocols for the collection and dissemination of graduating student initial career outcomes information for undergraduates retrieved from NACE:
<http://www.nacweb.org/uploadedfiles/files/2020/publication/first-destination/first-destination-survey-standards-and-protocols.pdf>