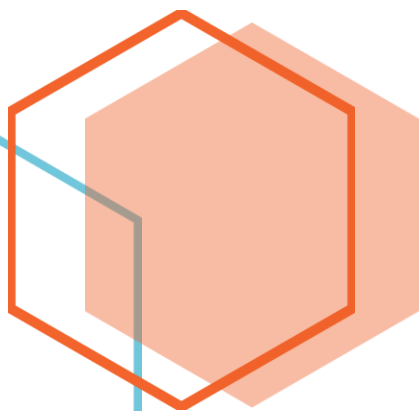




# First Destination Report Undergraduate Students Class of 2021-2022

University of Sioux Falls  
Thomas Kilian Academic Success Center



# First Destination Report

Class of 2021-2022

## Introduction

The University of Sioux Falls First Destination Report reflects students' outcomes for all undergraduate students and their first destination after they have completed their program of study at USF. Throughout the data collection cycle, the Thomas Kilian Academic Success Center (ASC) surveys members of each new graduation class to assess their primary post-graduation activities. The survey is routinely conducted over a six-month period following graduation consistent with the National Association of Colleges and Employers (NACE) First Destination Survey Standards and Protocols. The data within this report was collected primarily through online surveys, emails, telephone calls, text messages, social media, and communication with university staff and faculty.

The following report provides information for both the post-graduation activities for the 2021-2022 academic year and the past five academic years. It highlights the vocational and educational destinations of the 345 associate's and bachelor's degree recipients for undergraduate programs.

## Methodology

An online survey was routinely conducted over a six-month period. ASC staff invited graduates by email to take the survey following graduation and continued to remind members of the class about the online survey until it closed six months later.

To increase the survey response rate, ASC staff made additional efforts to learn about the post-graduation plans of graduates. Staff connected with graduates via email, text messages, phone calls, social and professional websites, and academic departments to reach members of the class who had either not yet responded to the survey or were still seeking employment or acceptance to graduate school. If staff members reached these students, they conducted an abbreviated version of the questionnaire.

The purpose of the survey was to collect data pertaining to employment, continuing education, military service, volunteer, or other activities for each graduate. The survey consisted of approximately 25 questions, and pending the response by each respondent, took between 5-10 minutes to complete. Students were not required to respond to all questions within the survey, and therefore, response rates vary for each question.

The target population making up the Class of 2022 consists of students who earned an associate's or bachelor's degree during summer 2021, fall 2021, interim 2022, and spring 2022. The graduate list for summer, fall, and spring semesters were obtained from the Registrar's Office, which tracks students' academic status and application for graduation.

## Knowledge Rate

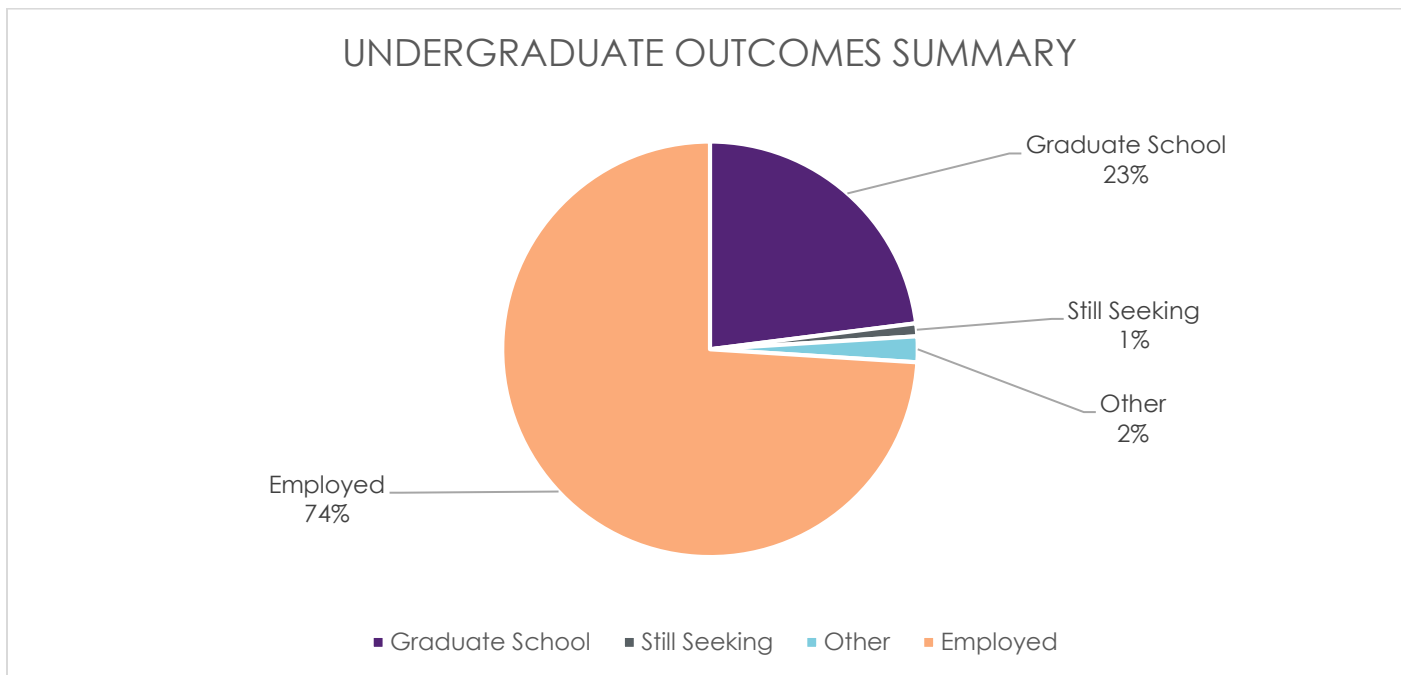
The term knowledge rate (also referred to as response rate) is defined as "the percent of graduates for which the institution has reasonable and verifiable information concerning the graduates' post-graduation career activities" according to the National Association of Colleges and Employers (NACE) First Destination Standards and Protocols.<sup>1</sup>

Of the 325 degree recipients, a knowledge rate of 85% was obtained for the Class of 2022. The target goal outlined by NACE is a 65% knowledge rate.<sup>1</sup> USF's knowledge rate exceeds NACE's target goal by 20%.

## Career Outcomes

Career outcomes rate, (also referred to as placement rate) as defined by NACE, is the percentage of graduates who reported that they are employed full-time or part-time, are enrolled in a program of continuing education, are serving in the U.S. Armed Forces, or participating in a program of voluntary service.<sup>1</sup> Of the respondents, USF's career outcomes rate for the Class of 2022 is 99%. Chart A shows the recent graduate's primary post-graduation activity.

## Chart A: Undergraduate Outcomes Summary



\*Notes: Other includes volunteer, military, travel, temporary employment, additional undergraduate schooling, and those not seeking or delaying employment or continuing education.

Of the Class of 2022 respondents, 99% secured full-time or part-time employment within a variety of fields or were admitted to graduate school. Additionally, exploratory analysis was conducted to provide a snapshot of the most recent May graduates. The May 2022 graduating class was comprised of 251 graduates. USF obtained information on 88% of these individuals. Of the respondents, 100% secured a position or were admitted to graduate school within 6 months after graduation. The historical breakdown of career outcomes is provided below in Table A.

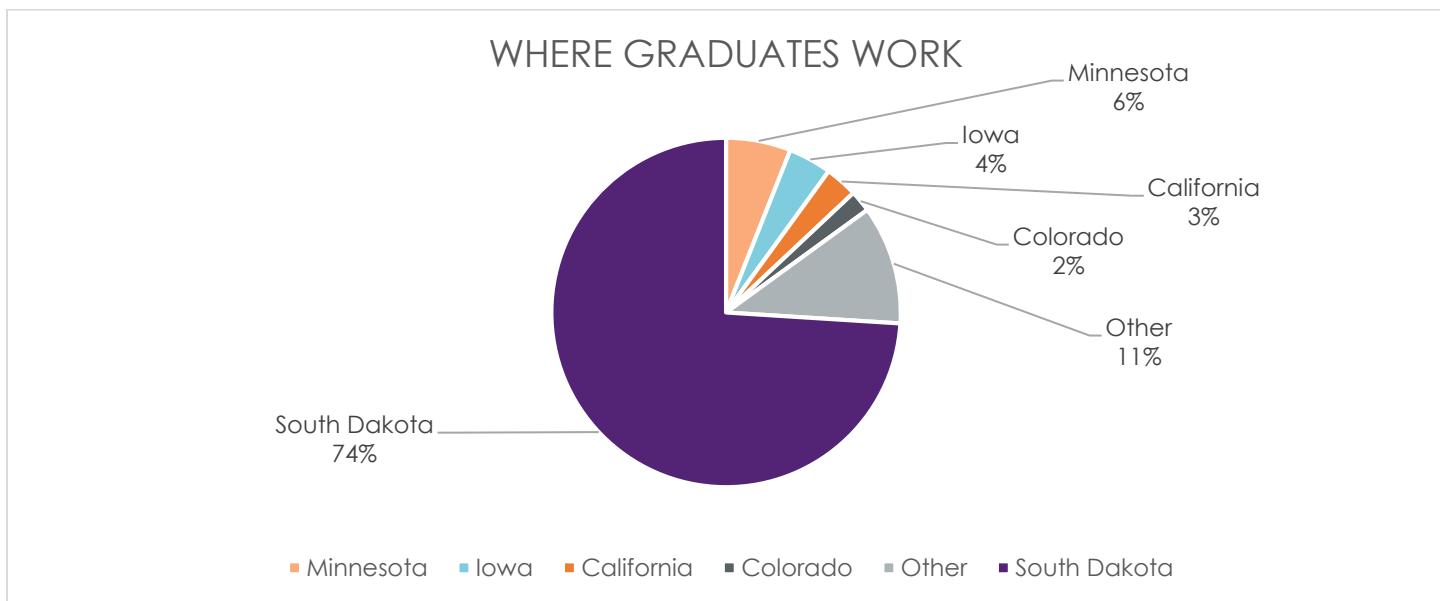
**Table A: Historical Post Graduate Activity**

Primary Post-Graduate Activity	FT Employment	PT Employment	Still Seeking Employment	Graduate School	Additional Undergrad. Education	Still Seeking Education	Military Service	Volunteer Service	Not Seeking	Other (post graduation internship)	No info	Total
# of Grads 16-17	201	13	3	45	7	0	0	0	3	0	38	<b>310</b>
# of Grads 17-18	161	9	1	44	10	0	2	0	0	3	55	<b>285</b>
# of Grads 18-19	199	10	1	55	5	0	0	2	2	3	29	<b>306</b>
# of Grads 19-20	192	7	3	55	7	0	1	1	0	3	50	<b>319</b>
# of Grads 20-21	187	6	1	60	14	0	1	0	1	0	55	<b>325</b>
# of Grads 21-22	209	8	1	69	4	0	1	0	0	2	51	<b>345</b>
<b>Totals</b>	<b>1149</b>	<b>53</b>	<b>10</b>	<b>328</b>	<b>47</b>	<b>0</b>	<b>5</b>	<b>3</b>	<b>6</b>	<b>11</b>	<b>278</b>	<b>1545</b>

### Where USF Graduates Work

Of the respondents reporting employment for the Class of 2022, 214 identified the location of their employer. The percent of employment does not include respondents who reported attending graduate school, interning, volunteering, or enlisting in the military. South Dakota, Minnesota, and Iowa are consistently the top three states where USF graduates find employment. Of the 2021-2022 respondents that identified the location of their employer, 74% of these graduates remained in South Dakota. Furthermore, of the individuals who remained in South Dakota, all specified the city where they resided. 94% percent of these respondents reported that they were employed in Sioux Falls or within 30 miles of Sioux Falls. From the past 6 years of surveys, the respondents who identified their employer location showed that 76% of USF graduates started employment in South Dakota. The Class of 2022 placement throughout the states is shown in Chart B.

**Chart B: Where Graduates Work**



### Median Salary

When asked about their salary, 50 of the 209 (24%) 2021-2022 graduates employed full-time responded. Salaries ranged from \$20,500 to \$135,000. The mean salary was \$56,300 and the median was \$53,500. The median salary captured within National Association of Colleges and Employers for the Class of 2021 is \$54,839.<sup>2</sup> The response rate is not high enough to determine clear earning trends for graduates. Table B below includes information for double majors.

**Table B: Salaries by Area**

Area	Median	Min	Max	# of Response
Fine Arts	\$36,640	\$29,120	\$55,000	4/19 ( 21%)
Social Sciences	\$43,680	\$20,500	\$55,000	7/35 (24%)
Humanities	\$38,625	\$29,120	\$49,000	3/8 (38%)
Education	\$46,000	\$35,568	\$51,000	8/35 (24%)
Nursing	\$61,000	\$55,224	\$135,000	14/69 (20%)
Natural Sciences	\$48,000	\$34,840	\$60,000	4/13 (31%)
Business	\$53,589	\$29,515	\$120,000	14/45 (31%)



<b>NURSING</b>	<b>May 2022 % Employed</b>	<b>May 2022 Response Rate</b>	<b>2021-2022 % Achieved Objective</b>	<b>2021-2022 % Employed</b>	<b>2021-2022 Response Rate</b>	<b>6 Year % Achieved Objective</b>	<b>6 Year % Employed</b>	<b>6 Year Response Rate</b>
Nursing	100%	96%	100%	100%	93%	99%	99%	84%

<b>NATURAL SCIENCES</b>	<b>May 2022 % Employed</b>	<b>May 2022 Response Rate</b>	<b>2021-2022 % Achieved Objective</b>	<b>2021-2022 % Employed</b>	<b>2021-2022 Response Rate</b>	<b>6 Year % Achieved Objective</b>	<b>6 Year % Employed</b>	<b>6 Year Response Rate</b>
Biology/ Chemistry	100%	88%	100%	100%	86%	99%	98%	81%
Computer Information Systems	100%	100%	100%	100%	100%	100%	100%	100%
Radiologic Technology	100%	67%	100%	100%	86%	100%	100%	77%
Mathematics	100%	100%	100%	100%	100%	100%	100%	86%
Computer Science	100%	100%	100%	100%	100%	100%	100%	80%

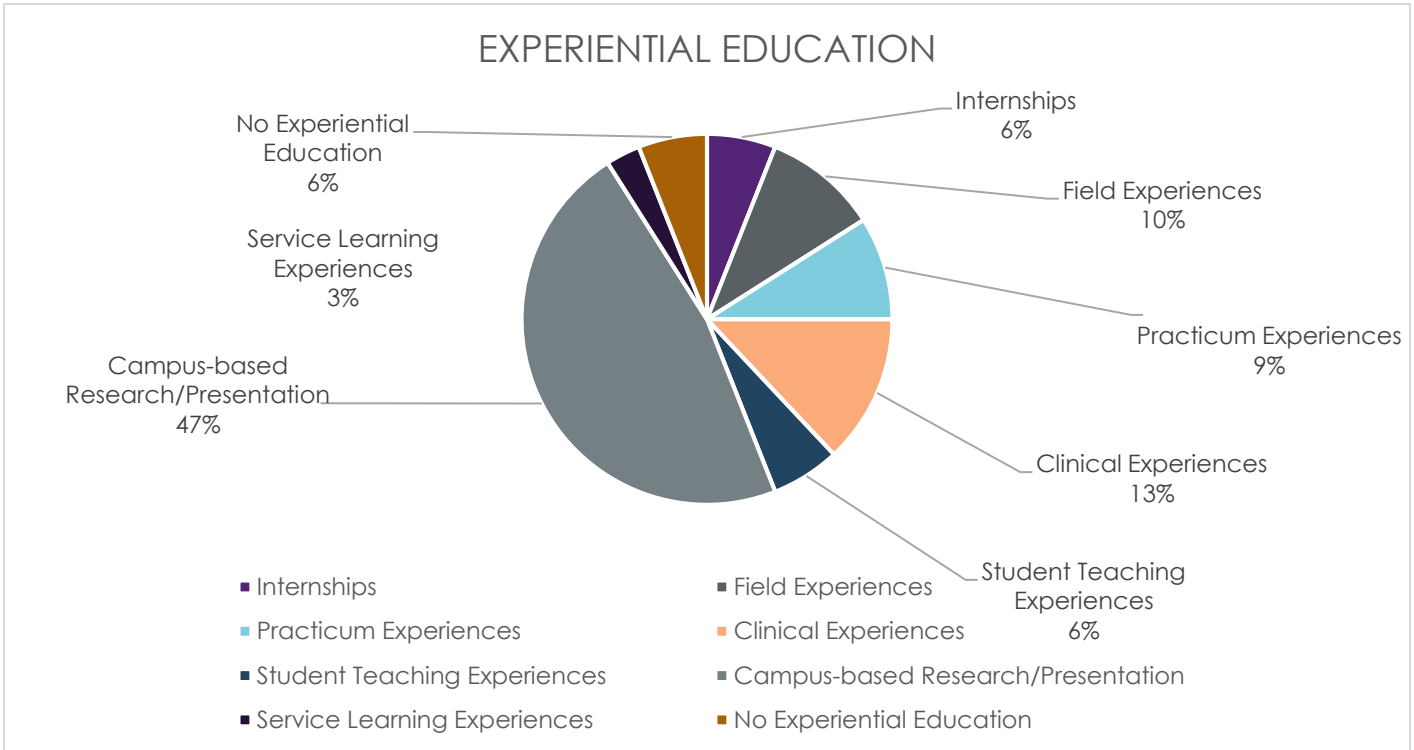
<b>BUSINESS</b>	<b>May 2022 % Employed</b>	<b>May 2022 Response Rate</b>	<b>2021-2022 % Achieved Objective</b>	<b>2021-2022 % Employed</b>	<b>2021-2022 Response Rate</b>	<b>6 Year % Achieved Objective</b>	<b>6 Year % Employed</b>	<b>6 Year Response Rate</b>
Accounting (Traditional and DCP)	100%	75%	100%	100%	65%	97%	96%	80%
Business (Traditional and DCP)	100%	91%	100%	100%	96%	98%	98%	87%
Business (3 year Accelerated)	NA%	100%	100%	NA	100%	*	*	*
Healthcare Administration (DCP)	100%	100%	100%	100%	100%	*	*	*
Entrepreneurial Studies (Traditional)	NA%	100%	100%	NA	100%	100%	100%	94%
Management (DCP)	100%	100%	100%	100%	100%	100%	100%	92%
Professional Accounting	100%	100%	100%	100%	100%	100%	100%	88%
Sports Management	100%	50%	100%	100%	57%	100%	100%	80%

<b>MISCELLANEOUS</b>	<b>May 2022 % Employed</b>	<b>May 2022 Response Rate</b>	<b>2021-2022 % Achieved Objective</b>	<b>2021-2022 % Employed</b>	<b>2021-2022 Response Rate</b>	<b>6 Year % Achieved Objective</b>	<b>6 Year % Employed</b>	<b>6 Year Response Rate</b>
General Studies A.A.	100%	100%	100%	100%	100%	*	*	*

### Experiential Education

90% percent of the Class of 2022 graduates who pursued a bachelor’s degree participated in one or more experiential learning activities, defined as the following: internships, campus-based research, practicums, clinical experiences, field experiences, and/or student teaching experiences. Some academic programs at the University of Sioux Falls have a required experiential learning aspect that students complete while pursuing their degree. Chart C below represents the distribution of the various types of experiential education opportunities pursued by the 2021-2022 graduates. It is worth noting that it is possible for a student to have experiences from multiple categories, but that each student is only counted once within each category.

**Chart C: Experiential Education**



**Table D: Class of 2022 Sampling of Advance Degree Institutions**

Institution	Program
Bluefield State University	Master of Business Administration Program
Briar Cliff University	Doctor of Physical Therapy Program
Capella University	Master of Science in Sports Psychology Program
CBS International Business School	Master of Science in Business Psychology and Management Program
Colorado Christian University	Master of Arts in Clinical Mental Health Counseling Program
Duke University	Master of Divinity Program
Emporia State University	Master of Library Science Program
Grand Canyon University	Master of Education in School Counseling Program
Illinois State University	Master of Science in Sports Management Program

Kairos University	Master of Divinity Program
Marymount University	Master of Arts in Forensic and Legal Psychology Program
Mount Mary University	Master of Science in Occupational Therapy Program
Nebraska Methodist College	Occupational Therapy Doctorate Program
Northwestern Health Sciences University	Doctor of Chiropractic Program
South Dakota State University	Master of Science in Clinical Mental Health Counseling Program
Southern Illinois University	Master of Arts in Criminology Program
Southern New Hampshire University	Master of Business Administration Program
Southern Utah University	Master of Athletic Training Program
Texas Christian University	Master of Science in Athletic Training Program
Union College	Master of Physician Assistant Studies Program
University of Iowa	Master of Arts in Speech-Language Pathology Program
University of Michigan	Ph.D. in Pharmacology Program
University of Nebraska at Kearney	Education Specialist in School Psychology Program
University of Nebraska Omaha	Master of Science in Clinical Mental Health Counseling Program
University of Padova	Master's Degree in Clinical Psychology
University of Sioux Falls	Doctorate in Leadership Program
University of Sioux Falls	Master of Business Administration Program
University of Sioux Falls	Master of Education in Educational Administration / Adult and Higher Education Program
University of South Dakota	Juris Doctor Program

**Table E: Class of 2022 Sampling of Position Titles and Employers**

Employer	Title
605 Magazine	Editor
ACE Academy	After School Program Planner
American Foods Group	Food Safety and Quality Assurance Specialist
Avera	CT Technologist
Avera McKennan	Registered Nurse - Cardiopulmonary
Avera McKennan	Registered Nurse - Inpatient Rehabilitation
Avera McKennan	Registered Nurse - Intensive Care Unit
Avera McKennan	Registered Nurse – Neonatal Intensive Care Unit
Avera McKennan	Registered Nurse - Operating Room
Avera McKennan	Registered Nurse - Surgical Trauma
Avera Sacred Heart Hospital	Registered Nurse
Bishop O'Gorman Catholic Schools	Elementary School Teacher
BNY Productions	Media Production Engineer
Boen & Associates	Sales Executive
Boys & Girls Club	Art Coordinator
Brandon Police Department	Police Officer
Brandon School District	Elementary School Teacher



Caldwell Banker	Realtor
Canton School District	High School Teacher
CNA	Underwriting Associate
Coldspring	Software Developer
Converdia Health Staffing	Human Resources Specialist
Cornerstone Financial Solutions	Business Development Associate
Crofton Community Schools	Special Education Teacher
Duke University Hospital	Registered Nurse - Cardiothoracic Intensive Care Unit
Duke University Hospital	Registered Nurse - Medical Intensive Care Unit
Duke University Hospital	Registered Nurse - Pediatric Intensive Care Unit
East River Legal Services	Paralegal
Eide Bailly	Audit Associate
Embrace Church	Youth Ministry Director
Feeding South Dakota	Operations Associate
First Premier Bank	Banker
Globe Life Family Heritage Division	Life Health Insurance Agent
Good Samaritan Hospital	Registered Nurse
Harrisburg School District	Elementary School Teacher
Harvard Integrations	Accountant
Hills Beaver Creek School District	K-12 Art Teacher
Hofer, Humpal & Hadler P.C.	Accountant
Huerter Orthodontics	Orthodontic Assistant
Johns Hopkins	Registered Nurse - Emergency Department
Juvenile Detention Center	Corrections Officer
Mayo Clinic	Registered Nurse - Intensive Care Unit
Mayo Clinic	Registered Nurse - Neonatal Intensive Care Unit
Mayo Clinic	Registered Nurse - Neurology
Millennium Physicians Group	MRI Technician
Minnehaha Country Club	Associate Accountant
Minnehaha County Court House	Clerk of Courts Criminal Department
Minnehaha County State's Attorney's Office	Victim/Witness Assistant
Minnesota Veterans Home	Registered Nurse
Mitchell School District	Special Education Teacher
New Century Press	Writer
NGL Energy Partners	Staff Accountant
Northwestern Mutual	Financial Advisor
Peoria Unified Schools	Teacher
Plains Commerce Bank	Account Manager
San Antonio Regional	Registered Nurse - Telemetry Unit
Sanford Health	Quality Assurance Specialist
Sanford Health	Registered Nurse - Cardiology
Sanford Health	Registered Nurse - Critical Care
Sanford Health	Registered Nurse - Intensive Care Unit
Sanford Health	Registered Nurse - Neonatal Intensive Care Unit

Sanford Health	Registered Nurse - Oncology
Sanford Health	Registered Nurse - Operating Room
Sanford Health	Registered Nurse - Pediatric
Sanford Health	Registered Nurse - Postpartum and Labor & Delivery
Sanford Health	Security Guard
Sanford Health	Radiologic Technician
Sanford International	Tournament Coordinator
Sanford Jackson Medical Center	Registered Nurse
Saunders Mertens Schmitz, P.A. Certified Public	Staff Accountant
Sawmill Trust Company	Trust Operations Administrator
Second Judicial Circuit Court	Clerk of Courts Officer
Second Judicial Circuit Court	Pre-Trial Coordinator
Sioux Center Health	Registered Nurse - Medical Surgical
Sioux Falls School District	Computer Operations and Technical Support Supervisor
Sioux Falls School District	Elementary School Teacher
Sioux Falls School District	Middle School Teacher
Sioux Falls School District	High School Teacher
Sioux Falls School District	Special Education Teacher
Sioux Falls Storm	Offensive Coordinator/Wide Receivers Coach
South Dakota Association of Healthcare	Accountant
South Dakota Department of Social Services	Economic Assistance Benefits Specialist
South Sioux City Middle School	Middle School Teacher
Southeast Behavioral Health	Mental Health Court Case Manager
Southeastern Behavioral Health	Case Manager
Stanford Medicine	Nurse Resident
State Penitentiary	Correctional Officer
Storm Lake School District	Elementary School Teacher
Texas Children's Hospital	Registered Nurse
Thermo Fisher Scientific's Clinical Research	Assistant Scientist
Tre Ministries	Communication Coordinator
U.S. Bank	Project Manager
University of New Mexico Hospital	Registered Nurse - Medical Cardiac Intensive Care Unit
University of North Carolina	Registered Nurse - Neuroscience
University of Sioux Falls	Admissions Counselor
University of Sioux Falls	Assistant Campus Pastor
University of Sioux Falls	Safe Campus Project Director
University of South Dakota	Education Coordinator
Wessington Springs School District	High School Teacher
West Lyon Herald	Staff Writer

## References

<sup>1</sup>National Association of Colleges and Employers. (2019). *Standards and protocols for the collection and dissemination of graduating student initial career outcomes information for undergraduates*. Retrieved from NACE: <http://www.nacweb.org/uploadedfiles/files/2020/publication/first-destination/first-destination-survey-standards-and-protocols.pdf>

<sup>2</sup>National Association of Colleges and Employers. (2022). *First destinations for the college class of 2021: findings and analysis*. Retrieved from NACE: <https://www.nacweb.org/uploadedfiles/files/2022/publication/free-report/first-destinations-for-the-class-of-2021.pdf>